

Scaled data based on original data using
LM-79-08 Approved Method: Electrical and Photometric Measurements of Solid-
State Lighting Products

Test Report Prepared for
Cooper Lighting Solutions
(formerly Eaton)

Brand: McGRAW-EDISON

Report Number: P385563

Luminaire Tested: **GWC-SA1A-760-U-T4FT**

Issue Date: 3/3/2020

Test Information

Test Method: LM-79-08
Report Number: P385563
TEST IS SCALED FROM IESNA LM-79-08 TEST DATA (G2-1903-205-16)
Test Lab: INNOVATION CENTER
Issue Date: 3/3/2020
Manufacturer: COOPER LIGHTING SOLUTIONS (FORMERLY EATON)
Product Line: MCGRAW-EDISON
Catalog Number: GWC-SA1A-760-U-T4FT
Description: GALLEON WALL LUMINAIRE
(1) 70 CRI, 5700K, 615mA LIGHTSQUARE WITH 16 LEDS AND TYPE IV FORWARD
THROW OPTICS
Light Source: -
Ballast/Driver: ELECTRONIC DRIVER

Summary

Lumens per Lamp: N/A
Luminaire Lumens: 5007 lumens
Efficiency: N/A
Efficacy: 147.3 lumens/watt
Luminous Opening: Rectangular (W 0.5' x L: 0.5' x H: 0')
IES Classification: Type IV - Short
BUG Rating: B1 - U0 - G2

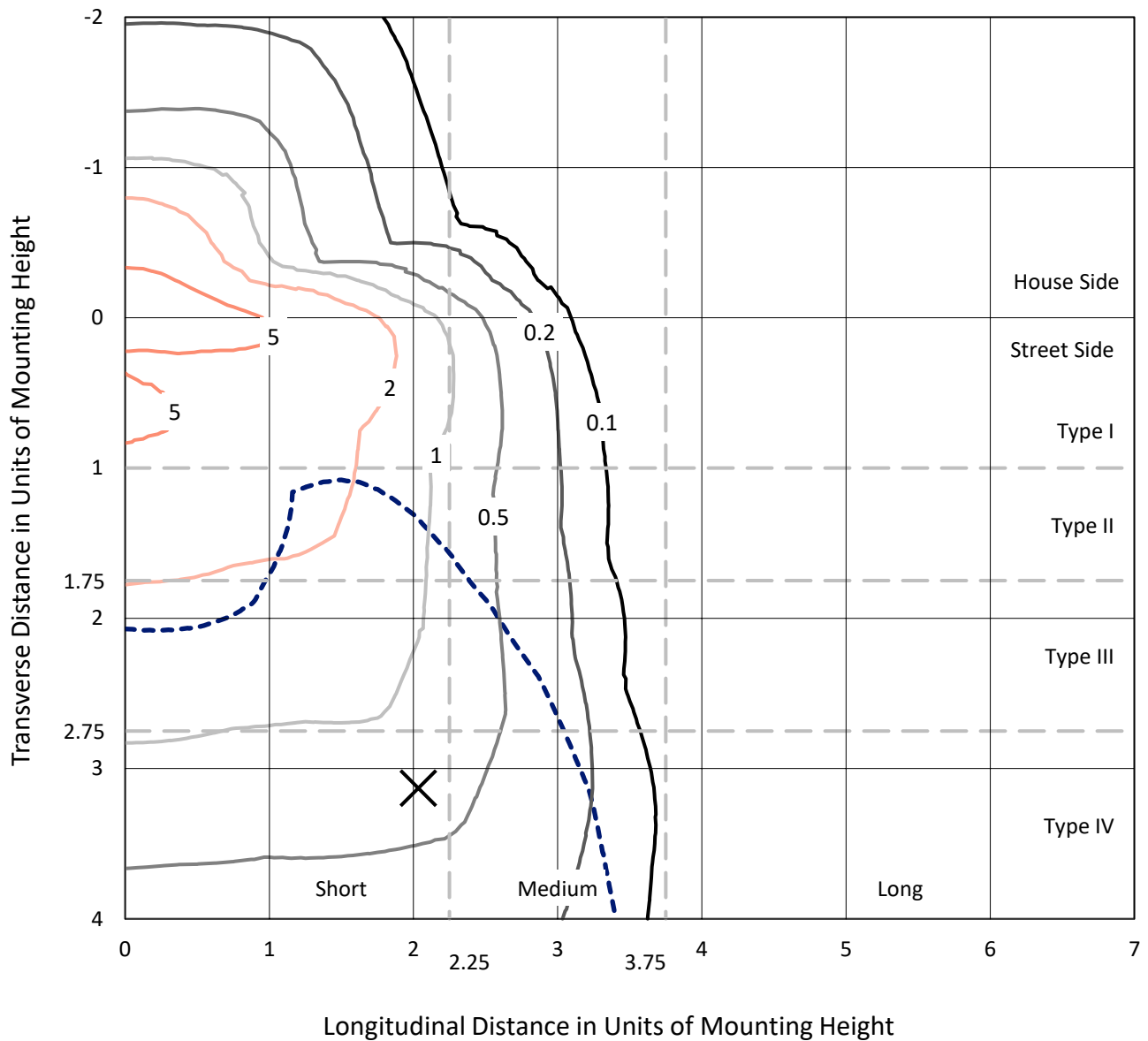
Input Watts (W): 34
Input Voltage (V): NR
Input Current (A_{in}): NR
Voltage Rise (V): NR
Power Factor: NR
Total Harmonic Distortion (THDi): NR
Frequency (hertz): 60
Stabilization Time: NR
Operation Time: NR
Ambient Temperature (°C): NR
Test Distance: 24 FT



REPORT NUMBER: P385563
 CATALOG NUMBER: GWC-SA1A-760-U-T4FT

Iso-Footcandle Lines of Horizontal Illumination

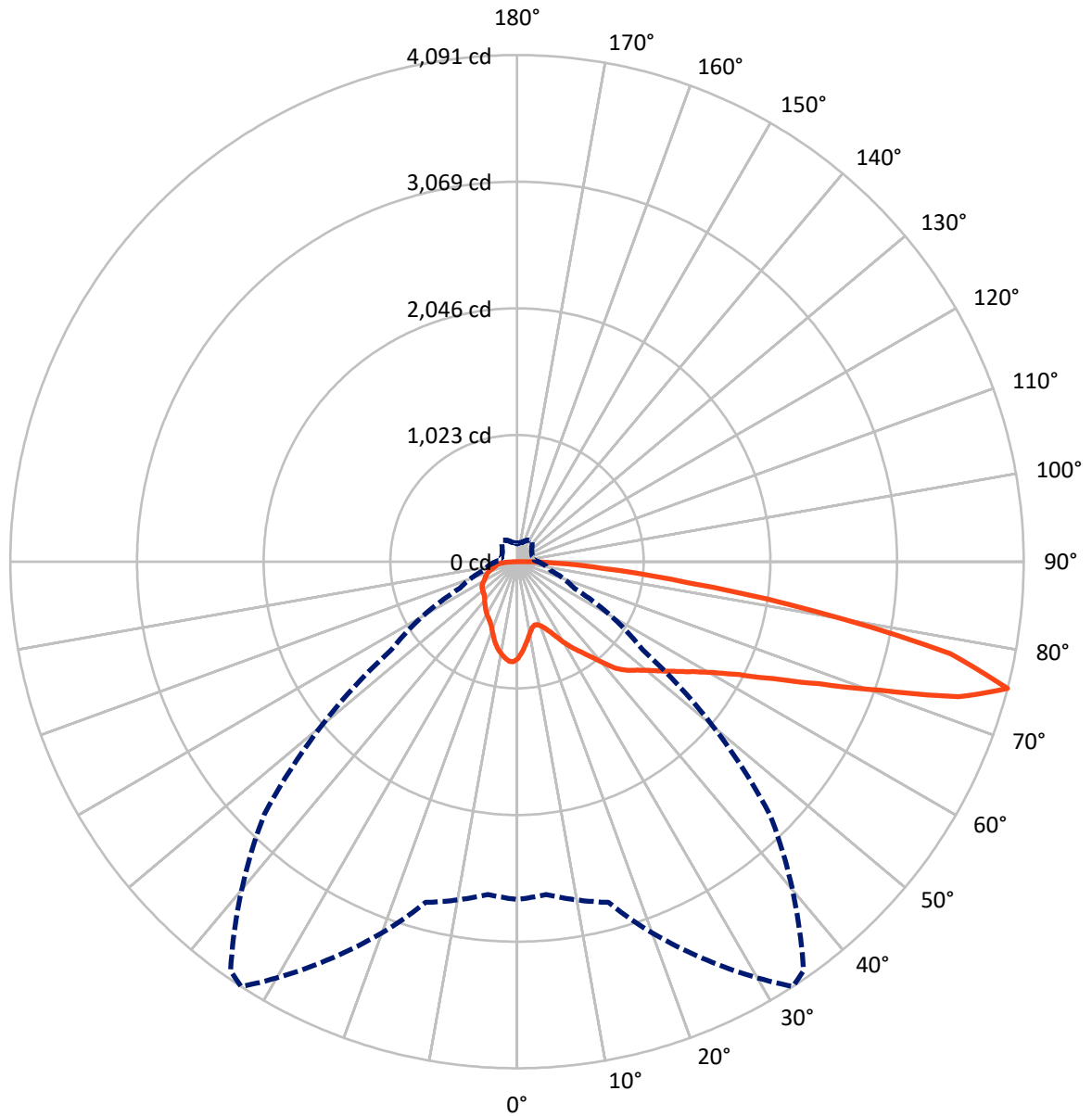
✕ Max cd
 - - - 1/2 Max cd



Based on 10 foot mounting height. Maximum calculated value = 7.8 fc
 Type IV - Short - N/A

REPORT NUMBER: P385563
CATALOG NUMBER: GWC-SA1A-760-U-T4FT

Luminous Intensity Polar Plot



— Vertical Plane Through 33-Deg Lateral - - - Horizontal Cone Through 75-Deg Vertical

REPORT NUMBER: P385563
 CATALOG NUMBER: GWC-SA1A-760-U-T4FT

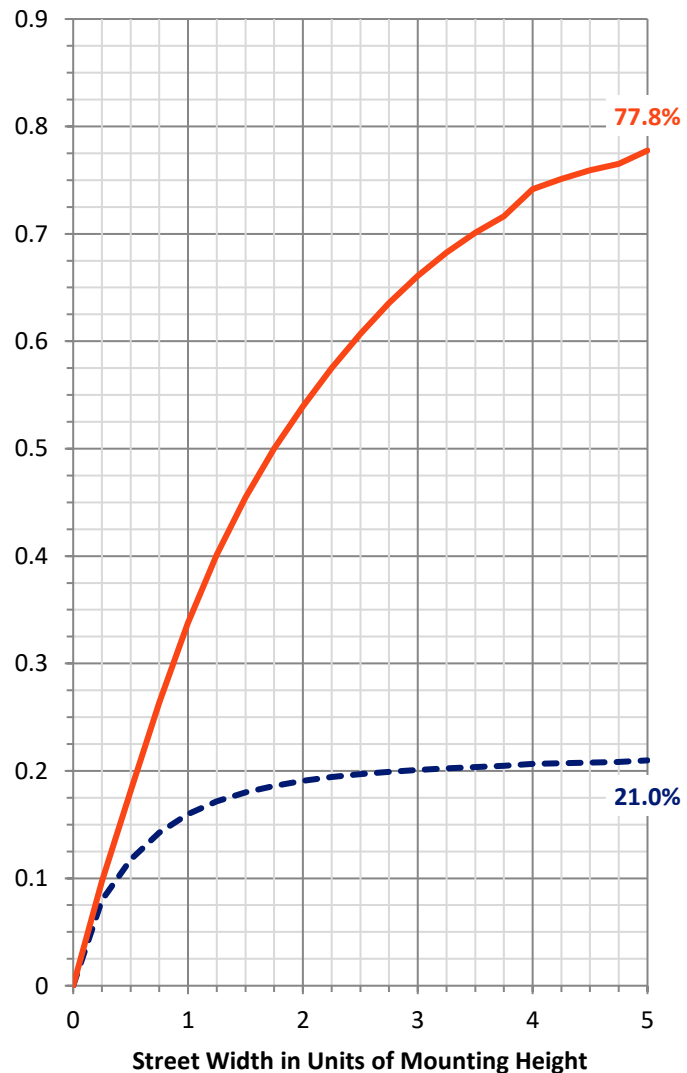
FLUX DISTRIBUTION:

		Downward	Upward	Total
House Side	Lumens	1075.1	0.0	1075.1
	% Fixture	21.5	0.0	21.5
Street Side	Lumens	3931.9	0.0	3931.9
	% Fixture	78.5	0.0	78.5
Total	Lumens	5007.0	0.0	5007.0
	% Fixture	100.0	0.0	100.0

Coefficient of Utilization

ZONAL LUMENS:

Zone	Lumens	% Fixture
0°-10°	70.8	1.4
10°-20°	191.7	3.8
20°-30°	313.1	6.3
30°-40°	466.2	9.3
40°-50°	668.7	13.4
50°-60°	918.0	18.3
60°-70°	1149.3	23.0
70°-80°	1039.7	20.8
80°-90°	189.4	3.8
90°-100°	0.0	0.0
100°-110°	0.0	0.0
110°-120°	0.0	0.0
120°-130°	0.0	0.0
130°-140°	0.0	0.0
140°-150°	0.0	0.0
150°-160°	0.0	0.0
160°-170°	0.0	0.0
170°-180°	0.0	0.0
0°-90°	5007.0	100.0
0°-180°	5007.0	100.0



REPORT NUMBER: P385563

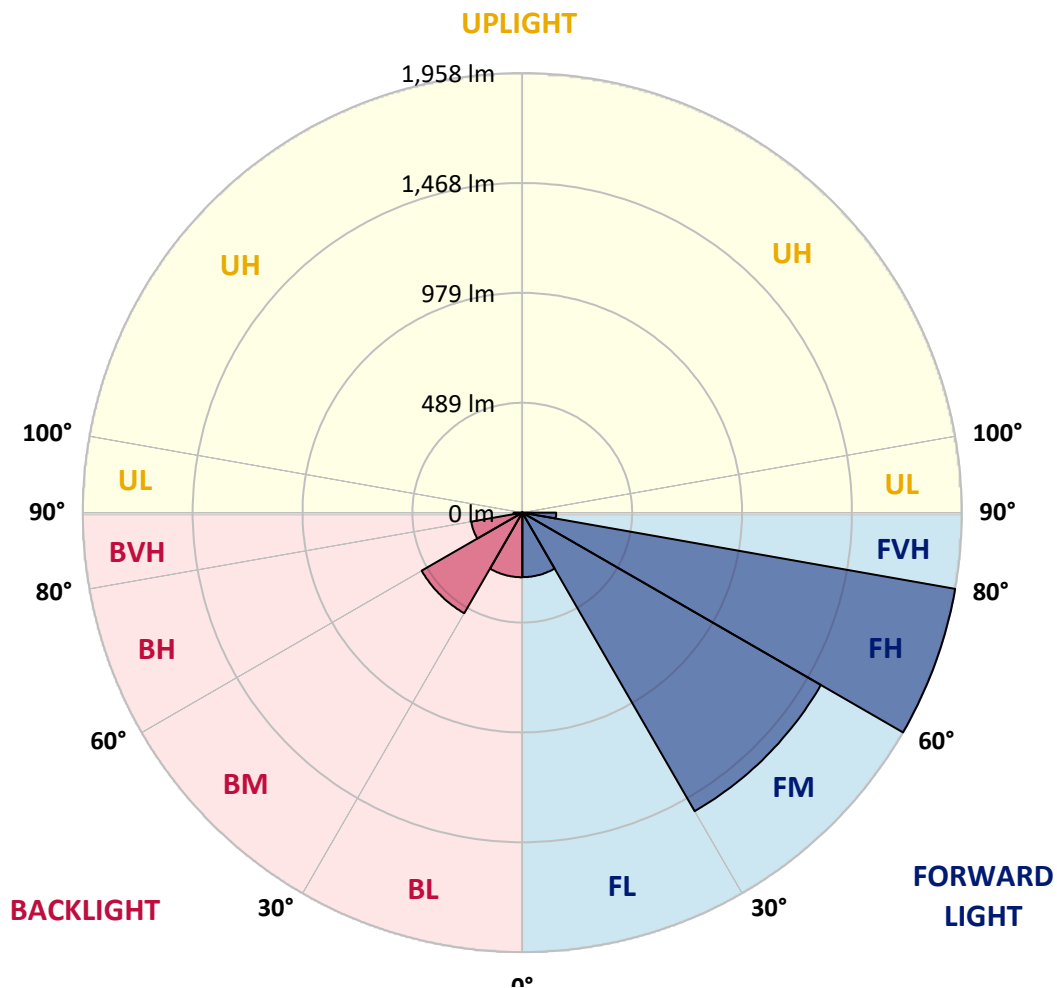
CATALOG NUMBER: GWC-SA1A-760-U-T4FT

LUMINAIRE CLASSIFICATION SYSTEM LUMEN TABLE AND BUG RATING:

Zone	Lumens	% Fixture	Zone Rating/Lumen Limit		
			B	U	G
FL (0°-30°)	287.6	5.7			
FM (30°-60°)	1535.5	30.7			
FH (60°-80°)	1957.9	39.1			G2/5000
FVH (80°-90°)	150.8	3.0			G2/225
BL (0°-30°)	288.0	5.8	B1/500		
BM (30°-60°)	517.4	10.3	B1/1000		
BH (60°-80°)	231.2	4.6	B1/500		G1/500
BVH (80°-90°)	38.6	0.8			G1/100
UL (90°-100°)	0.0	0.0		U0/0	
UH (100°-180°)	0.0	0.0		U0/0	

BUG Rating: B1-U0-G2

Type IV Short





REPORT NUMBER: P385563
 CATALOG NUMBER: GWC-SA1A-760-U-T4FT

CANDELA DISTRIBUTION (FULL):

	0°	5°	15°	25°	33°	35°	45°	55°	65°	75°	85°
0°	782.6	782.6	782.6	782.6	782.6	782.6	782.6	782.6	782.6	782.6	782.6
2.5°	726.8	724.0	729.2	729.9	734.4	736.1	742.3	752.0	760.0	769.1	777.4
5°	660.9	659.0	666.2	671.4	681.3	685.4	700.1	720.7	739.0	759.8	778.6
7.5°	598.3	597.2	605.3	617.1	628.5	634.2	659.7	689.6	720.2	753.7	782.6
10°	545.5	545.2	552.9	564.5	581.3	587.7	620.6	660.0	702.9	749.1	789.4
12.5°	515.9	517.1	520.8	530.5	546.0	552.4	588.9	635.3	688.4	747.5	799.2
15°	523.2	525.1	518.9	518.5	529.6	534.6	568.8	617.6	678.0	750.1	813.6
17.5°	554.1	554.5	538.1	527.7	534.4	537.0	562.6	607.6	671.9	756.0	831.6
20°	597.7	596.9	567.8	550.5	554.1	554.8	571.4	607.8	671.4	766.2	854.9
22.5°	655.5	649.1	610.0	586.5	585.6	584.6	594.1	620.6	679.0	782.8	882.8
25°	730.9	724.9	671.1	638.9	632.0	629.4	630.8	647.9	694.1	800.6	913.9
27.5°	814.8	804.2	752.4	706.9	692.5	688.9	680.6	686.5	710.5	817.7	950.9
30°	885.0	879.3	834.0	780.0	763.1	757.9	736.1	729.7	734.2	841.1	997.6
32.5°	924.3	920.5	893.0	849.4	833.6	826.4	795.6	782.8	772.2	877.9	1060.9
35°	971.8	969.4	952.8	921.2	897.8	890.2	866.3	853.0	825.9	928.6	1142.7
37.5°	1032.4	1029.8	1030.1	1004.5	976.7	969.6	953.8	939.8	895.4	995.2	1231.6
40°	1100.9	1095.8	1093.9	1092.7	1075.1	1071.1	1062.8	1043.8	982.6	1074.7	1319.3
42.5°	1203.9	1186.1	1148.1	1162.4	1179.9	1177.8	1184.6	1157.2	1079.4	1168.8	1404.9
45°	1303.4	1274.2	1208.4	1211.6	1249.8	1261.4	1311.9	1292.5	1184.4	1271.9	1493.5
47.5°	1348.7	1326.6	1270.7	1270.9	1308.8	1332.8	1443.5	1429.6	1294.7	1389.0	1601.6
50°	1399.4	1377.2	1327.1	1345.9	1379.0	1404.6	1570.6	1563.5	1399.7	1517.2	1731.1
52.5°	1454.7	1417.2	1385.4	1419.1	1465.4	1495.2	1697.9	1678.5	1496.1	1646.2	1880.0
55°	1455.4	1445.2	1469.4	1494.2	1563.5	1600.0	1831.2	1780.1	1574.6	1773.0	2001.3
57.5°	1538.3	1521.7	1573.0	1584.4	1675.1	1716.2	1963.9	1868.4	1654.5	1870.2	2066.6
60°	1647.9	1633.7	1675.8	1705.9	1813.1	1868.1	2105.6	1959.2	1717.3	1943.5	2063.5
62.5°	1837.3	1821.2	1820.7	1862.9	2007.3	2071.3	2264.5	2048.3	1742.2	1958.0	1975.5
65°	2114.5	2089.0	2040.7	2060.8	2275.6	2339.4	2442.1	2112.8	1709.3	1880.2	1748.7
67.5°	2384.4	2383.5	2324.2	2365.3	2629.8	2681.0	2644.5	2119.2	1606.8	1609.2	1346.5
70°	2653.3	2656.8	2646.7	2789.9	3108.4	3161.6	2860.0	2033.3	1376.2	1162.1	806.7
72.5°	2866.4	2865.5	2916.0	3285.3	3729.4	3717.5	3041.6	1772.8	988.1	627.3	385.5
75°	2728.4	2698.3	2848.7	3530.5	4091.4	4033.1	2887.1	1236.6	512.8	285.5	207.5
77.5°	1779.5	1808.1	2028.9	2916.5	3578.8	3507.9	2118.2	577.0	241.6	187.3	150.5
80°	644.4	674.5	950.0	1652.1	2465.6	2454.1	1043.1	237.1	163.4	141.5	109.7
82.5°	221.7	232.8	374.8	733.7	1392.1	1444.0	392.4	134.7	118.8	100.3	75.1
85°	87.0	99.6	171.4	353.0	702.2	707.4	158.9	80.6	82.7	65.7	41.2
87.5°	33.0	40.1	82.0	164.0	320.7	294.5	56.9	38.4	47.0	39.1	19.5
90°	0.0	0.0	0.0	0.0	0.0	0.0	0.0	0.0	0.0	0.0	0.0



REPORT NUMBER: P385563
 CATALOG NUMBER: GWC-SA1A-760-U-T4FT

CANDELA DISTRIBUTION (continued):

	90°	95°	105°	115°	125°	135°	145°	155°	165°	175°	180°
0°	782.6	782.6	782.6	782.6	782.6	782.6	782.6	782.6	782.6	782.6	782.6
2.5°	783.8	787.5	795.1	800.3	805.8	807.4	808.0	809.4	810.8	810.3	810.5
5°	788.7	795.8	808.0	813.2	815.7	812.9	807.5	803.2	800.1	798.4	797.8
7.5°	796.6	806.7	819.8	818.9	813.4	801.1	787.3	776.9	768.3	765.2	763.4
10°	807.2	818.9	828.1	818.3	802.2	780.9	760.1	744.1	731.1	726.1	725.2
12.5°	820.7	832.6	834.3	813.4	786.8	757.7	729.5	708.3	688.9	682.7	681.3
15°	838.1	849.4	838.7	804.9	767.7	728.7	692.2	663.3	642.9	635.3	632.5
17.5°	856.5	867.2	839.5	790.9	742.8	694.2	648.4	618.8	595.5	586.7	585.6
20°	878.4	883.3	835.9	770.9	708.6	649.6	601.4	573.5	561.1	554.8	554.1
22.5°	905.6	900.4	827.6	743.7	665.2	598.1	558.8	545.8	542.7	541.3	541.9
25°	934.3	918.4	815.3	708.3	610.4	546.5	527.7	531.3	535.5	535.0	535.0
27.5°	966.0	936.7	796.5	661.2	549.7	504.3	506.6	519.9	526.1	526.0	525.8
30°	1006.6	957.5	772.4	604.7	492.9	474.6	488.3	504.5	513.0	512.6	512.8
32.5°	1056.6	980.3	739.7	541.5	451.9	452.6	468.4	484.4	494.3	493.4	493.6
35°	1115.0	1005.9	695.5	479.3	424.8	435.2	447.6	458.9	468.2	467.0	465.8
37.5°	1178.7	1031.0	636.6	423.6	402.6	418.9	429.3	431.2	435.5	432.4	430.1
40°	1239.2	1050.2	560.9	377.9	380.3	405.1	411.8	404.2	396.4	395.4	392.3
42.5°	1292.0	1056.6	484.3	341.4	356.8	390.5	394.7	378.8	364.8	358.2	355.4
45°	1347.7	1058.8	412.8	310.8	334.1	377.6	382.1	360.8	341.1	326.9	322.2
47.5°	1420.5	1075.1	357.3	288.1	316.9	368.9	375.3	346.4	320.8	300.6	296.3
50°	1515.8	1107.3	312.2	270.8	305.6	363.2	370.5	332.4	304.2	279.8	275.5
52.5°	1621.6	1136.8	275.7	256.8	294.7	353.2	364.2	322.4	288.7	260.6	256.0
55°	1695.7	1114.2	246.3	242.3	280.5	338.8	355.6	313.9	266.4	242.0	237.8
57.5°	1709.8	1036.7	224.0	227.3	263.4	320.8	342.3	295.1	254.2	233.8	229.5
60°	1671.1	928.8	207.4	213.4	245.1	298.2	317.4	281.7	242.7	225.2	221.6
62.5°	1573.7	818.3	195.1	201.0	228.0	275.2	301.8	267.7	230.9	215.3	211.7
65°	1377.1	687.0	183.3	189.9	212.0	255.3	287.8	254.8	219.3	207.4	203.9
67.5°	1039.5	514.5	172.3	178.1	197.9	238.0	272.6	242.0	208.1	200.5	196.3
70°	612.1	322.2	159.6	165.9	183.0	220.0	256.3	228.0	194.1	190.6	185.2
72.5°	284.9	193.9	145.3	151.3	164.3	196.0	235.4	209.6	177.5	169.8	162.6
75°	170.0	141.8	128.3	133.7	142.9	170.4	209.1	190.9	161.7	151.7	144.1
77.5°	127.1	108.4	109.7	115.4	122.8	149.1	185.2	176.2	149.6	141.8	136.6
80°	91.5	82.3	89.4	95.6	103.4	135.6	177.5	162.9	135.3	124.9	120.0
82.5°	61.1	59.2	67.3	73.7	81.3	118.6	166.7	142.7	115.5	102.4	91.7
85°	33.7	35.6	45.3	48.1	54.7	83.5	136.6	114.7	87.0	70.0	66.9
87.5°	14.0	16.4	24.4	23.5	29.1	49.8	89.9	69.2	55.3	41.3	32.2
90°	0.0	0.0	0.0	0.0	0.0	0.0	0.0	0.0	0.0	0.0	0.0

Signify Classified - Internal
Cooper Lighting Solutions Photometric Lab
1121 Highway 74 South
Peachtree City, GA 30269

Scaled Data Report



Report Generated By 670245982

Signify Classified - Internal
Cooper Lighting Solutions Photometric Lab
1121 Highway 74 South
Peachtree City, GA 30269

Scaled Data Report



Signify Classified - Internal
Cooper Lighting Solutions Photometric Lab
1121 Highway 74 South
Peachtree City, GA 30269

Scaled Data Report



Signify Classified - Internal
Cooper Lighting Solutions Photometric Lab
1121 Highway 74 South
Peachtree City, GA 30269

Scaled Data Report





--- HS — SS

Signify Classified - Internal
Cooper Lighting Solutions Photometric Lab
1121 Highway 74 South
Peachtree City, GA 30269

Scaled Data Report



u

Signify Classified - Internal
Cooper Lighting Solutions Photometric Lab
1121 Highway 74 South
Peachtree City, GA 30269

Scaled Data Report



Signify Classified - Internal
Cooper Lighting Solutions Photometric Lab
1121 Highway 74 South
Peachtree City, GA 30269

Scaled Data Report



(END OF REPORT)